

Signify Classified - Internal
Cooper Lighting Solutions Photometric Lab
1121 Highway 74 South
Peachtree City, GA 30269



Scaled data based on original data using
LM-79-08 Approved Method: Electrical and Photometric Measurements of Solid-
State Lighting Products

Test Report Prepared for
Cooper Lighting Solutions
(formerly Eaton)

Brand: INVUE

Report Number: P871216

Luminaire Tested: **EMM2-HSN-SA1A-840-U-T3-HSS**

Issue Date: 09/05/2024



Test Information

Test Method: LM-79-08
Report Number: P871216
Test Lab: INNOVATION CENTER(G3)
Issue Date: 09/05/2024
Manufacturer: COOPER LIGHTING SOLUTIONS (FORMERLY EATON)
Product Line: INVUE
Catalog Number: EMM2-HSN-SA1A-840-U-T3-HSS
Description: EPIC MODERN SHORT HOUSING DISCRETE LED ARRAYS 40W 80CRI 4000K
FIXTURE w/ TYPE III DISTRIBUTION OPTIC AND HOUSE SIDE SHIELD
Light Source: (10) 4000K CCT, 80 CRI LEDS
Ballast/Driver: ELECTRONIC DRIVER

Summary

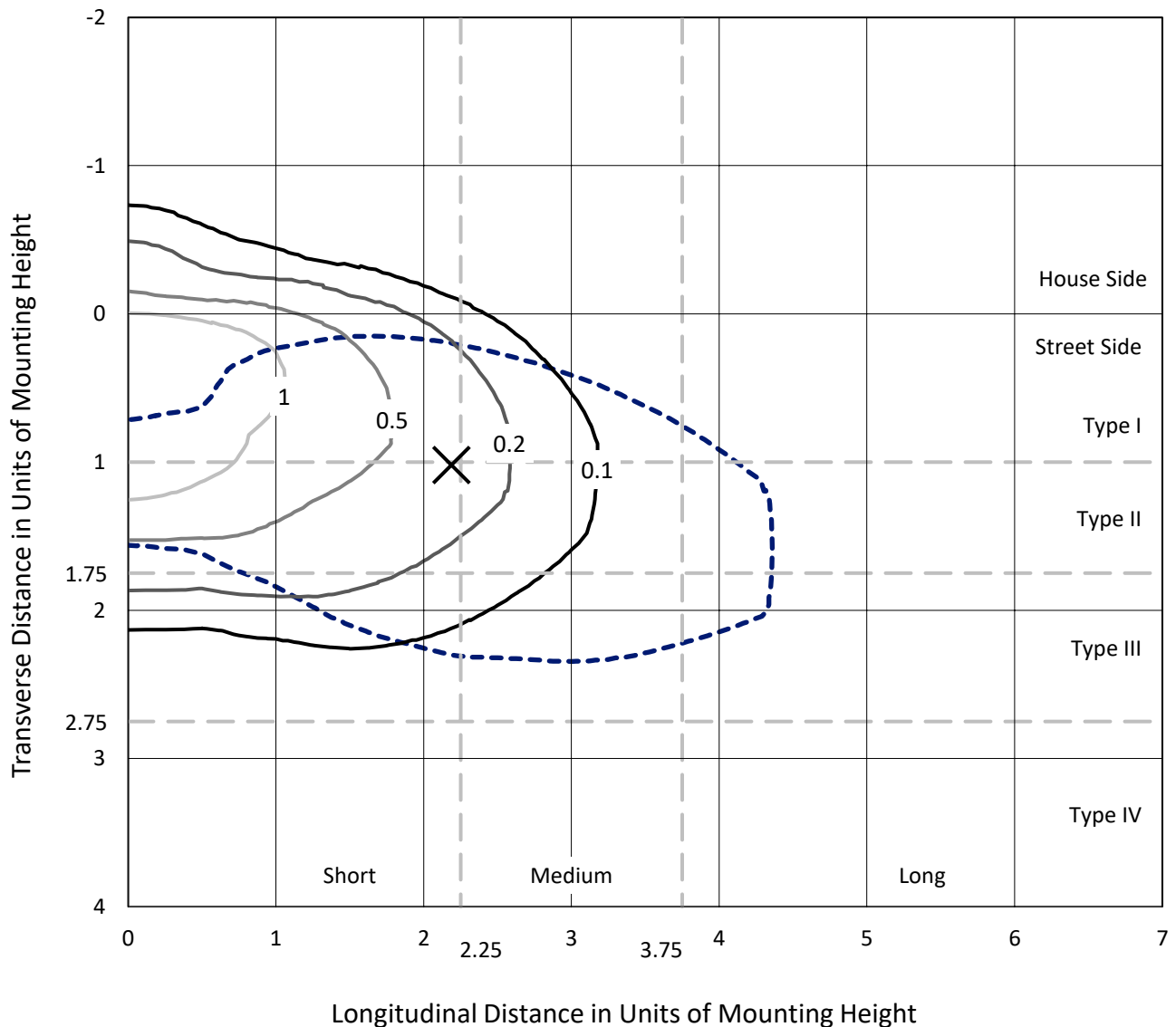
Lumens per Lamp: N/A
Luminaire Lumens: 3287 lumens
Efficiency: N/A
Efficacy: 100.2 lumens/watt
Luminous Opening: Rectangular (W 0.33' x L: 0.33' x H: 0')
IES Classification: Type III - Short
BUG Rating: B0 - U0 - G1

Input Watts (W): 32.8
Input Voltage (V): 120
Input Current (A_{in}): NR
Voltage Rise (V): NR
Power Factor: 0.99
Total Harmonic Distortion (THDi): 9.76%
Frequency (hertz): 60
Stabilization Time: NR
Operation Time: NR
Ambient Temperature (°C): NR
Test Distance: 24 FT

REPORT NUMBER: P871216
 CATALOG NUMBER: EMM2-HSN-SA1A-840-U-T3-HSS

Iso-Footcandle Lines of Horizontal Illumination

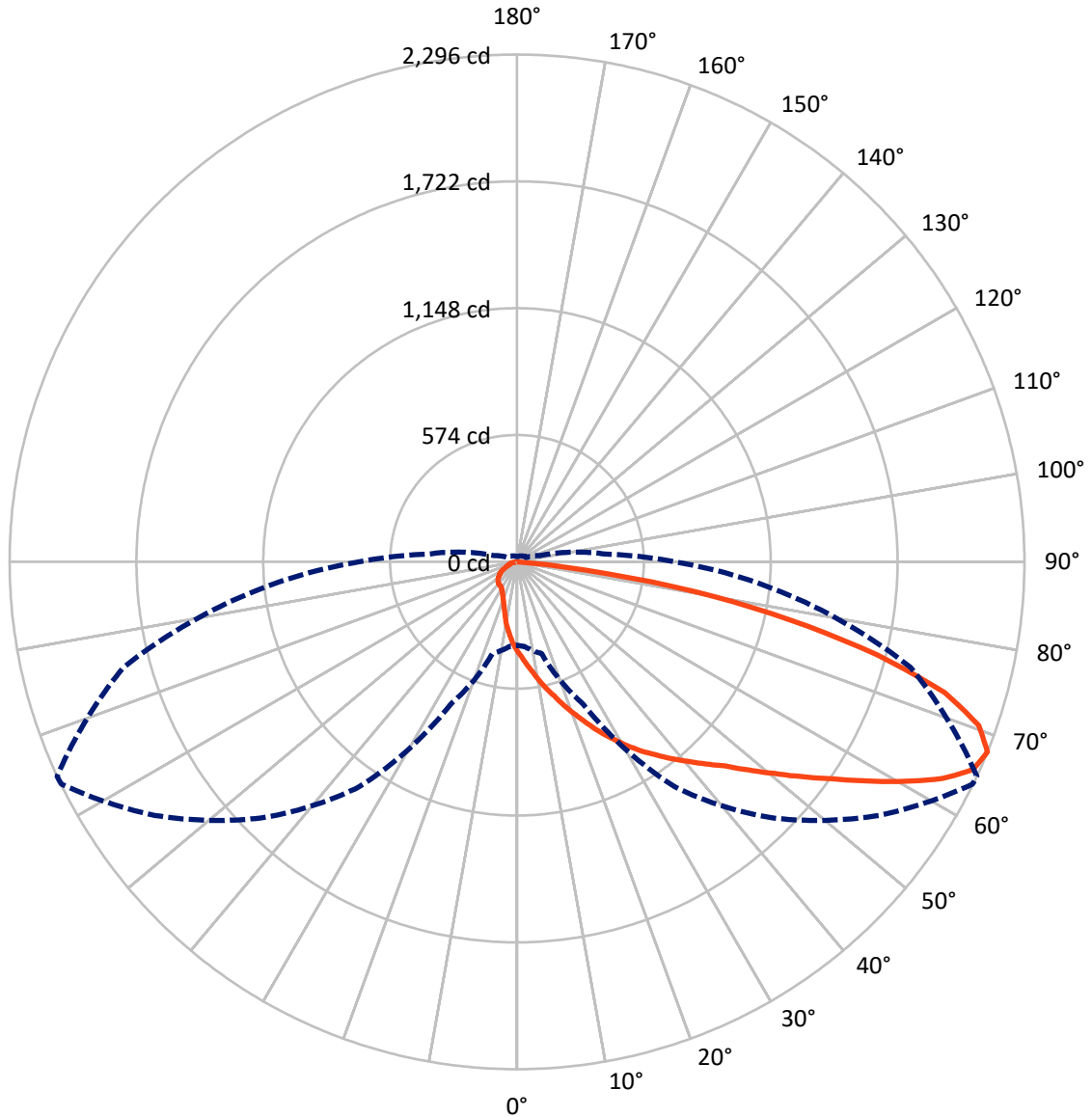
× Max cd
 - - - 1/2 Max cd



Based on 20 foot mounting height. Maximum calculated value = 1.9 fc
 Type III - Short - N/A

REPORT NUMBER: P871216
CATALOG NUMBER: EMM2-HSN-SA1A-840-U-T3-HSS

Luminous Intensity Polar Plot



— Vertical Plane Through 65-Deg Lateral - - - Horizontal Cone Through 67.5-Deg Vertical

REPORT NUMBER: P871216
 CATALOG NUMBER: EMM2-HSN-SA1A-840-U-T3-HSS

FLUX DISTRIBUTION:

		Downward	Upward	Total
House Side	Lumens	319.9	0.0	319.9
	% Fixture	9.7	0.0	9.7
Street Side	Lumens	2967.0	0.0	2967.0
	% Fixture	90.3	0.0	90.3
Total	Lumens	3287.0	0.0	3287.0
	% Fixture	100.0	0.0	100.0

Coefficient of Utilization

ZONAL LUMENS:

Zone	Lumens	% Fixture
0°-10°	39.7	1.2
10°-20°	131.9	4.0
20°-30°	240.1	7.3
30°-40°	371.5	11.3
40°-50°	561.6	17.1
50°-60°	730.6	22.2
60°-70°	720.7	21.9
70°-80°	438.7	13.3
80°-90°	52.1	1.6
90°-100°	0.0	0.0
100°-110°	0.0	0.0
110°-120°	0.0	0.0
120°-130°	0.0	0.0
130°-140°	0.0	0.0
140°-150°	0.0	0.0
150°-160°	0.0	0.0
160°-170°	0.0	0.0
170°-180°	0.0	0.0
0°-90°	3287.0	100.0
0°-180°	3287.0	100.0



REPORT NUMBER: P871216

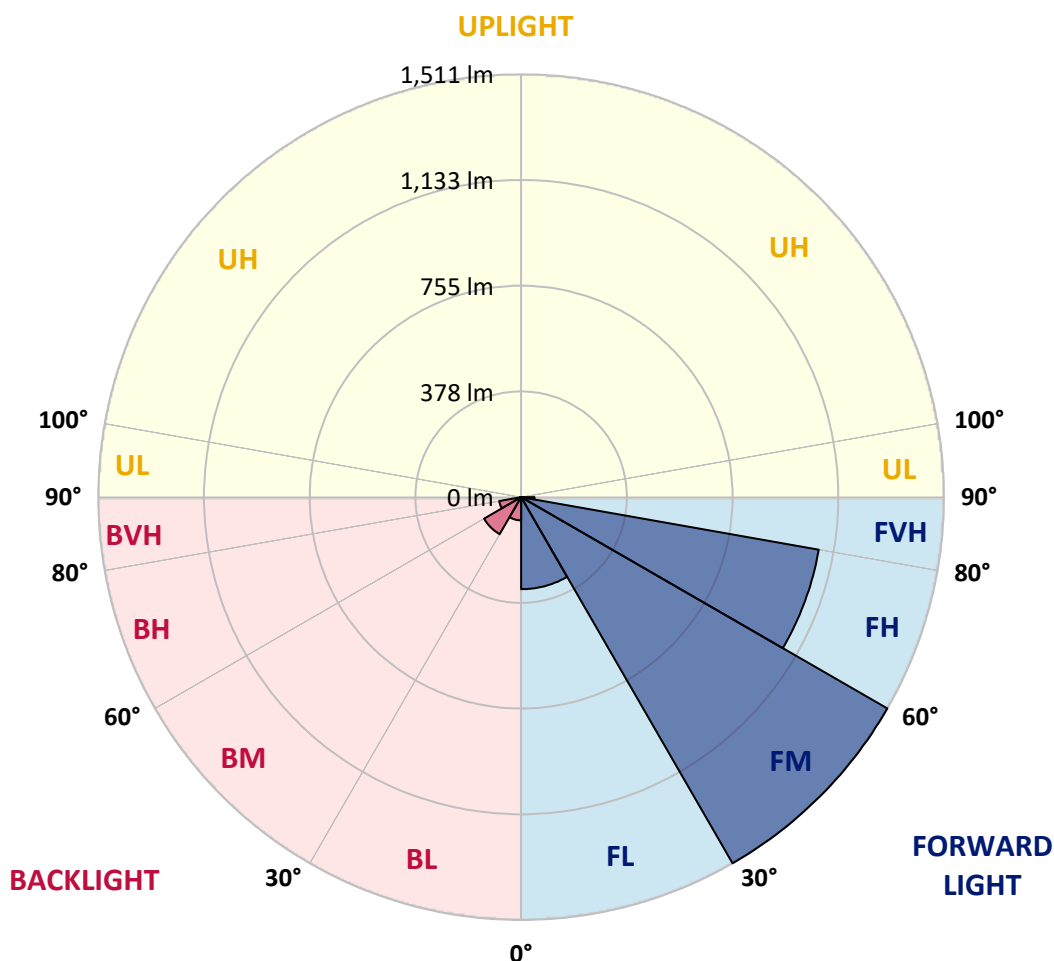
CATALOG NUMBER: EMM2-HSN-SA1A-840-U-T3-HSS

LUMINAIRE CLASSIFICATION SYSTEM LUMEN TABLE AND BUG RATING:

Zone	Lumens	% Fixture	Zone Rating/Lumen Limit		
			B	U	G
FL (0°-30°)	328.9	10.0			
FM (30°-60°)	1510.7	46.0			
FH (60°-80°)	1079.8	32.9			G1/1800
FVH (80°-90°)	47.7	1.5			G1/100
BL (0°-30°)	82.8	2.5	B0/110		
BM (30°-60°)	153.0	4.7	B0/220		
BH (60°-80°)	79.7	2.4	B0/110		G0/110
BVH (80°-90°)	4.5	0.1			G0/10
UL (90°-100°)	0.0	0.0		U0/0	
UH (100°-180°)	0.0	0.0		U0/0	

BUG Rating: B0-U0-G1

Type III Short





REPORT NUMBER: P871216

CATALOG NUMBER: EMM2-HSN-SA1A-840-U-T3-HSS

CANDELA DISTRIBUTION (FULL):

	0°	5°	15°	25°	35°	45°	55°	64°	65°	75°	85°
0°	406.2	406.2	406.2	406.2	406.2	406.2	406.2	406.2	406.2	406.2	406.2
2.5°	474.6	470.9	473.7	467.1	459.6	454.0	442.7	433.4	432.4	423.0	412.7
5°	565.6	553.4	554.4	541.2	525.3	508.4	490.6	467.1	467.1	444.6	421.2
7.5°	647.2	645.4	636.9	616.3	597.5	571.3	538.4	508.4	501.8	467.1	430.5
10°	726.0	723.2	715.7	699.8	667.9	638.8	597.5	552.5	544.0	494.3	441.8
12.5°	788.9	789.8	781.4	768.2	740.1	705.4	651.0	594.7	587.2	520.6	453.1
15°	844.2	843.3	841.4	830.1	802.9	771.0	707.3	641.6	629.4	548.7	464.3
17.5°	886.4	884.5	880.8	871.4	858.3	827.3	766.4	691.3	681.0	581.6	477.4
20°	898.6	897.7	897.7	904.2	898.6	879.9	825.5	742.9	731.7	616.3	495.3
22.5°	921.1	920.2	919.3	925.8	929.6	927.7	880.8	795.4	785.1	656.6	517.8
25°	950.2	948.3	945.5	952.1	956.8	968.0	936.1	857.3	845.2	703.5	540.3
27.5°	988.7	990.5	986.8	985.9	985.9	992.4	984.9	912.7	901.4	748.5	566.6
30°	1039.3	1042.1	1035.6	1030.9	1022.4	1021.5	1023.4	974.6	958.7	797.3	593.8
32.5°	1089.0	1091.8	1088.1	1081.5	1060.0	1051.5	1059.0	1027.1	1016.8	850.8	628.5
35°	1129.4	1135.9	1135.9	1122.8	1092.8	1088.1	1100.3	1078.7	1071.2	913.6	669.7
37.5°	1183.8	1187.5	1183.8	1159.4	1121.9	1127.5	1146.3	1133.1	1128.4	981.2	718.5
40°	1300.1	1304.8	1280.4	1222.2	1162.2	1168.8	1201.6	1194.1	1186.6	1047.8	763.5
42.5°	1462.4	1451.1	1446.4	1317.0	1224.1	1220.4	1261.6	1251.3	1250.4	1115.3	804.8
45°	1569.3	1573.1	1549.6	1426.7	1354.5	1284.1	1328.2	1324.5	1317.0	1183.8	854.5
47.5°	1643.4	1635.0	1576.8	1517.7	1531.8	1367.6	1402.3	1411.7	1407.0	1261.6	915.5
50°	1674.4	1665.9	1627.5	1588.1	1604.9	1463.3	1478.3	1509.3	1504.6	1340.4	967.1
52.5°	1635.9	1625.6	1628.4	1638.7	1630.3	1538.3	1572.1	1620.9	1615.3	1432.3	1027.1
55°	1391.1	1418.3	1523.3	1628.4	1625.6	1595.6	1672.5	1743.8	1732.5	1528.0	1078.7
57.5°	1121.9	1136.9	1270.1	1554.3	1610.6	1643.4	1786.9	1875.1	1871.3	1623.7	1125.6
60°	892.1	908.0	1009.3	1400.5	1575.9	1693.1	1904.2	2020.5	2016.7	1720.3	1159.4
62.5°	709.1	709.1	799.2	1179.1	1509.3	1722.2	1997.0	2166.8	2160.2	1798.2	1167.8
65°	510.3	516.8	584.4	948.3	1401.4	1714.7	2042.1	2270.9	2267.2	1842.3	1150.0
67.5°	377.1	384.6	429.6	711.0	1241.9	1639.6	2000.8	2294.4	2296.3	1843.2	1091.8
70°	294.5	296.4	330.2	494.3	1017.7	1472.7	1846.0	2216.5	2216.5	1797.2	1005.6
72.5°	224.2	226.1	255.1	336.7	749.5	1217.5	1614.3	2010.2	2024.2	1675.3	878.0
75°	173.5	177.3	197.0	242.0	469.9	865.8	1326.4	1646.2	1684.7	1438.9	723.2
77.5°	134.1	137.9	153.8	177.3	273.9	533.7	932.4	1230.7	1265.4	1133.1	558.1
80°	107.9	109.7	120.1	133.2	166.0	274.8	569.4	808.6	818.9	770.1	369.6
82.5°	49.7	53.5	64.7	73.2	82.5	127.6	242.9	299.2	312.4	305.8	152.0
85°	5.6	5.6	6.6	7.5	8.4	13.1	16.9	15.0	15.0	17.8	15.9
87.5°	0.0	0.0	0.0	0.9	1.9	1.9	2.8	2.8	2.8	2.8	2.8
90°	0.0	0.0	0.0	0.0	0.0	0.0	0.0	0.0	0.0	0.0	0.0



REPORT NUMBER: P871216

CATALOG NUMBER: EMM2-HSN-SA1A-840-U-T3-HSS

CANDELA DISTRIBUTION (continued):

	90°	95°	105°	115°	125°	135°	145°	155°	165°	175°	180°
0°	406.2	406.2	406.2	406.2	406.2	406.2	406.2	406.2	406.2	406.2	406.2
2.5°	407.1	400.5	388.3	378.0	368.6	359.3	354.6	343.3	340.5	342.4	335.8
5°	409.0	395.8	370.5	347.1	327.4	308.6	292.7	275.8	272.0	266.4	263.6
7.5°	411.8	392.1	352.7	316.1	286.1	258.9	239.2	226.1	215.7	212.9	212.0
10°	415.5	387.4	333.0	287.0	245.8	217.6	199.8	190.4	186.7	183.9	184.8
12.5°	418.4	382.7	314.2	254.2	213.9	188.5	180.1	172.6	170.7	169.8	169.8
15°	422.1	378.0	291.7	225.1	186.7	171.7	163.2	160.4	160.4	159.5	159.5
17.5°	426.8	374.3	273.0	202.6	170.7	156.6	152.9	149.1	149.1	149.1	148.2
20°	436.2	372.4	256.1	183.9	156.6	147.3	141.6	138.8	137.9	137.0	137.0
22.5°	445.6	372.4	237.3	169.8	147.3	137.0	131.3	128.5	127.6	127.6	127.6
25°	458.7	371.5	222.3	157.6	138.8	126.6	121.0	118.2	116.3	116.3	115.4
27.5°	473.7	371.5	209.2	148.2	129.4	117.3	110.7	107.9	105.1	105.1	104.1
30°	488.7	373.3	197.9	140.7	120.1	108.8	100.4	96.6	94.7	93.8	93.8
32.5°	508.4	379.0	190.4	135.1	111.6	100.4	91.9	88.2	86.3	85.4	85.4
35°	538.4	393.0	191.4	132.3	106.0	92.9	84.4	79.7	78.8	78.8	77.9
37.5°	570.3	406.2	194.2	130.4	100.4	87.2	78.8	74.1	73.2	73.2	73.2
40°	597.5	417.4	197.9	129.4	95.7	81.6	74.1	70.4	68.5	68.5	68.5
42.5°	624.7	424.0	198.9	126.6	92.9	76.9	70.4	66.6	64.7	65.7	65.7
45°	651.9	428.7	196.0	122.9	90.0	73.2	66.6	62.8	61.0	61.0	61.0
47.5°	684.8	439.0	191.4	117.3	88.2	70.4	62.8	59.1	58.2	58.2	58.2
50°	717.6	447.4	187.6	110.7	83.5	66.6	60.0	55.3	54.4	54.4	54.4
52.5°	744.8	451.2	182.9	102.2	78.8	62.8	56.3	51.6	49.7	49.7	49.7
55°	765.4	452.1	176.3	95.7	72.2	59.1	52.5	47.8	46.0	45.0	45.0
57.5°	782.3	451.2	169.8	89.1	66.6	54.4	47.8	44.1	41.3	40.3	40.3
60°	791.7	448.4	160.4	80.7	59.1	49.7	44.1	39.4	37.5	36.6	36.6
62.5°	786.1	440.9	147.3	67.5	53.5	45.0	40.3	36.6	33.8	32.8	32.8
65°	759.8	425.9	130.4	55.3	47.8	40.3	36.6	32.8	29.1	28.1	28.1
67.5°	713.8	400.5	107.9	46.9	44.1	36.6	32.8	29.1	26.3	24.4	24.4
70°	650.0	366.8	84.4	40.3	39.4	33.8	30.0	26.3	23.5	21.6	21.6
72.5°	559.1	311.4	62.8	34.7	34.7	31.0	27.2	24.4	21.6	19.7	19.7
75°	452.1	235.4	47.8	31.9	31.0	28.1	24.4	21.6	19.7	17.8	17.8
77.5°	330.2	156.6	39.4	29.1	29.1	25.3	22.5	19.7	17.8	16.9	16.9
80°	200.7	90.0	28.1	22.5	22.5	21.6	18.8	16.9	15.9	14.1	13.1
82.5°	81.6	34.7	15.0	11.3	11.3	10.3	6.6	5.6	5.6	5.6	4.7
85°	8.4	5.6	3.8	2.8	2.8	2.8	1.9	1.9	1.9	1.9	1.9
87.5°	2.8	2.8	1.9	1.9	1.9	1.9	0.9	0.9	0.9	0.9	0.9
90°	0.0	0.0	0.0	0.0	0.0	0.0	0.0	0.0	0.0	0.0	0.0

Cooper Lighting Solutions Photometric Lab
1121 Highway 74 South
Peachtree City, GA 30269



LM-79-2019: Approved Method: Electrical and Photometric Measurements of Solid-State Lighting Products

Report Prepared for

Cooper Lighting Solutions

Streetworks

Report Number: SP1-2407-157-8

Test Date: 09/05/2024

Luminaire Tested: MEM2-HTN-SA-40-840-U-5WQ

Data in this report applies to families of products including MEM2-HTN-SA-40-840-U-5WQ

Test Information

Test Method: LM-79-2019
 Report Number: SP1-2407-157-8
 Test Lab: COOPER LIGHTING SOLUTIONS
 Photometer: SP1 - 76IN SPHERE
 Measurement Geometry: 4π
 Issue Date: 09/05/2024
 Manufacturer: COOPER LIGHTING SOLUTIONS
 Product Line: Streetworks
 Catalog Number: **MEM2-HTN-SA-40-840-U-5WQ**
 Description: Epic Modern Light Square 40W 5WQ Optic

Spectral Parameters

CCT (K): 3996
 CIE u': 0.2245
 CIE v': 0.5031
 Duv: 0.0012
 CIE x: 0.3815
 CIE y: 0.3799
 CIE z: 0.2386
 Peak Wavelength (nm): 449
 Dominant Wavelength (nm): 578
 Purity: 28.49233
 Rf: 82.6
 Rg: 95.1

CRI (Ra):	80.6		
R1:	78.1	R9:	-5.8
R2:	87.1	R10:	70.3
R3:	94.5	R11:	78.7
R4:	79.7	R12:	60.5
R5:	78.7	R13:	80.2
R6:	82.7	R14:	97.2
R7:	84.3	R15:	70.6
R8:	59.5		



Test Conditions

Stabilization Time: 29M
 Operation Time: 1H 29M
 Sphere Temperature (°C): 24.3

REPORT NUMBER: SP1-2407-157-8

Measurement and Test Equipment			
Instrument	Identification Number	Calibration Date	Calibration Due Date
Photometer	IN0058	6/18/2024	12/18/2024
Power Meter	INXT2011004	2/8/2024	2/8/2025
AC Power Source	IN0063	10/24/2023	10/24/2024
DC Power Source	IN0208	10/24/2023	10/24/2024
Sphere Thermometer	IN0085	10/24/2023	10/24/2024
Room Thermometer	IN0046	10/24/2023	10/24/2024

REPORT NUMBER: SP1-2407-157-8

CIE 1931 Chromaticity Diagram



CIE 1931 Chromaticity Diagram with 2017 ANSI 7-Step and 4-Step Quadrangles



Point lies inside the ANSI 4000K 4-step quadrangle

REPORT NUMBER: SP1-2407-157-8

Photopic Flux vs. Wavelength



Photopic Lumens: NR

λ (nm)	Power W [^] /nm	Lumens (ϕ /nm)	λ (nm)	Power W [^] /nm	Lumens (ϕ /nm)	λ (nm)	Power W [^] /nm	Lumens (ϕ /nm)	λ (nm)	Power W [^] /nm	Lumens (ϕ /nm)	λ (nm)	Power W [^] /nm	Lumens (ϕ /nm)
360	0	NR	490	289	NR	620	725	NR	750	17	NR	880	0	NR
365	0	NR	495	351	NR	625	673	NR	755	15	NR	885	0	NR
370	0	NR	500	414	NR	630	619	NR	760	13	NR	890	0	NR
375	0	NR	505	470	NR	635	562	NR	765	11	NR	895	0	NR
380	0	NR	510	513	NR	640	506	NR	770	9	NR	900	0	NR
385	0	NR	515	546	NR	645	452	NR	775	8	NR	905	0	NR
390	0	NR	520	571	NR	650	400	NR	780	7	NR	910	0	NR
395	1	NR	525	592	NR	655	352	NR	785	6	NR	915	0	NR
400	3	NR	530	606	NR	660	307	NR	790	5	NR	920	0	NR
405	6	NR	535	624	NR	665	267	NR	795	4	NR	925	0	NR
410	12	NR	540	642	NR	670	231	NR	800	4	NR	930	0	NR
415	22	NR	545	663	NR	675	199	NR	805	3	NR	935	0	NR
420	44	NR	550	686	NR	680	171	NR	810	3	NR	940	0	NR
425	83	NR	555	713	NR	685	146	NR	815	2	NR	945	0	NR
430	150	NR	560	745	NR	690	125	NR	820	2	NR	950	0	NR
435	267	NR	565	774	NR	695	106	NR	825	2	NR	955	0	NR
440	466	NR	570	806	NR	700	90	NR	830	1	NR	960	0	NR
445	804	NR	575	835	NR	705	76	NR	835	1	NR	965	0	NR
450	1000	NR	580	858	NR	710	65	NR	840	1	NR	970	0	NR
455	715	NR	585	875	NR	715	55	NR	845	1	NR	975	0	NR
460	492	NR	590	884	NR	720	47	NR	850	1	NR	980	0	NR
465	402	NR	595	880	NR	725	40	NR	855	1	NR	985	0	NR
470	288	NR	600	868	NR	730	34	NR	860	1	NR	990	0	NR
475	226	NR	605	844	NR	735	28	NR	865	1	NR	995	0	NR
480	227	NR	610	814	NR	740	24	NR	870	0	NR	1000	0	NR
485	248	NR	615	771	NR	745	20	NR	875	0	NR			

REPORT NUMBER: SP1-2407-157-8

Scotopic Flux vs. Wavelength



Scotopic Lumens: NR

S/P: 1.66

λ (nm)	Power W [^] /nm	Lumens (φ/nm)	λ (nm)	Power W [^] /nm	Lumens (φ/nm)	λ (nm)	Power W [^] /nm	Lumens (φ/nm)	λ (nm)	Power W [^] /nm	Lumens (φ/nm)	λ (nm)	Power W [^] /nm	Lumens (φ/nm)
360	0	NR	490	289	NR	620	725	NR	750	17	NR	880	0	NR
365	0	NR	495	351	NR	625	673	NR	755	15	NR	885	0	NR
370	0	NR	500	414	NR	630	619	NR	760	13	NR	890	0	NR
375	0	NR	505	470	NR	635	562	NR	765	11	NR	895	0	NR
380	0	NR	510	513	NR	640	506	NR	770	9	NR	900	0	NR
385	0	NR	515	546	NR	645	452	NR	775	8	NR	905	0	NR
390	0	NR	520	571	NR	650	400	NR	780	7	NR	910	0	NR
395	1	NR	525	592	NR	655	352	NR	785	6	NR	915	0	NR
400	3	NR	530	606	NR	660	307	NR	790	5	NR	920	0	NR
405	6	NR	535	624	NR	665	267	NR	795	4	NR	925	0	NR
410	12	NR	540	642	NR	670	231	NR	800	4	NR	930	0	NR
415	22	NR	545	663	NR	675	199	NR	805	3	NR	935	0	NR
420	44	NR	550	686	NR	680	171	NR	810	3	NR	940	0	NR
425	83	NR	555	713	NR	685	146	NR	815	2	NR	945	0	NR
430	150	NR	560	745	NR	690	125	NR	820	2	NR	950	0	NR
435	267	NR	565	774	NR	695	106	NR	825	2	NR	955	0	NR
440	466	NR	570	806	NR	700	90	NR	830	1	NR	960	0	NR
445	804	NR	575	835	NR	705	76	NR	835	1	NR	965	0	NR
450	1000	NR	580	858	NR	710	65	NR	840	1	NR	970	0	NR
455	715	NR	585	875	NR	715	55	NR	845	1	NR	975	0	NR
460	492	NR	590	884	NR	720	47	NR	850	1	NR	980	0	NR
465	402	NR	595	880	NR	725	40	NR	855	1	NR	985	0	NR
470	288	NR	600	868	NR	730	34	NR	860	1	NR	990	0	NR
475	226	NR	605	844	NR	735	28	NR	865	1	NR	995	0	NR
480	227	NR	610	814	NR	740	24	NR	870	0	NR	1000	0	NR
485	248	NR	615	771	NR	745	20	NR	875	0	NR			

REPORT NUMBER: SP1-2407-157-8

Melanopic Flux vs. Wavelength



Melanopic Lumens: NR

M/P: 3.37

λ (nm)	Power W [^] /nm	Lumens (φ/nm)	λ (nm)	Power W [^] /nm	Lumens (φ/nm)	λ (nm)	Power W [^] /nm	Lumens (φ/nm)	λ (nm)	Power W [^] /nm	Lumens (φ/nm)	λ (nm)	Power W [^] /nm	Lumens (φ/nm)
360	0	NR	490	289	NR	620	725	NR	750	17	NR	880	0	NR
365	0	NR	495	351	NR	625	673	NR	755	15	NR	885	0	NR
370	0	NR	500	414	NR	630	619	NR	760	13	NR	890	0	NR
375	0	NR	505	470	NR	635	562	NR	765	11	NR	895	0	NR
380	0	NR	510	513	NR	640	506	NR	770	9	NR	900	0	NR
385	0	NR	515	546	NR	645	452	NR	775	8	NR	905	0	NR
390	0	NR	520	571	NR	650	400	NR	780	7	NR	910	0	NR
395	1	NR	525	592	NR	655	352	NR	785	6	NR	915	0	NR
400	3	NR	530	606	NR	660	307	NR	790	5	NR	920	0	NR
405	6	NR	535	624	NR	665	267	NR	795	4	NR	925	0	NR
410	12	NR	540	642	NR	670	231	NR	800	4	NR	930	0	NR
415	22	NR	545	663	NR	675	199	NR	805	3	NR	935	0	NR
420	44	NR	550	686	NR	680	171	NR	810	3	NR	940	0	NR
425	83	NR	555	713	NR	685	146	NR	815	2	NR	945	0	NR
430	150	NR	560	745	NR	690	125	NR	820	2	NR	950	0	NR
435	267	NR	565	774	NR	695	106	NR	825	2	NR	955	0	NR
440	466	NR	570	806	NR	700	90	NR	830	1	NR	960	0	NR
445	804	NR	575	835	NR	705	76	NR	835	1	NR	965	0	NR
450	1000	NR	580	858	NR	710	65	NR	840	1	NR	970	0	NR
455	715	NR	585	875	NR	715	55	NR	845	1	NR	975	0	NR
460	492	NR	590	884	NR	720	47	NR	850	1	NR	980	0	NR
465	402	NR	595	880	NR	725	40	NR	855	1	NR	985	0	NR
470	288	NR	600	868	NR	730	34	NR	860	1	NR	990	0	NR
475	226	NR	605	844	NR	735	28	NR	865	1	NR	995	0	NR
480	227	NR	610	814	NR	740	24	NR	870	0	NR	1000	0	NR
485	248	NR	615	771	NR	745	20	NR	875	0	NR			

Summary

$R_f = 82.6$
 $R_g = 95.1$
 CIE $R_a = 80.6$
 $R_9 = -5.8$



Color Vector Graphics



Individual Sample Fidelity Index ($R_{f,i}$)

CES01 = 85	CES26 = 79	CES51 = 94	CES76 = 72
CES02 = 61	CES27 = 93	CES52 = 94	CES77 = 82
CES03 = 31	CES28 = 90	CES53 = 88	CES78 = 71
CES04 = 69	CES29 = 83	CES54 = 89	CES79 = 91
CES05 = 48	CES30 = 95	CES55 = 88	CES80 = 88
CES06 = 50	CES31 = 86	CES56 = 84	CES81 = 80
CES07 = 40	CES32 = 78	CES57 = 84	CES82 = 95
CES08 = 39	CES33 = 90	CES58 = 84	CES83 = 95
CES09 = 29	CES34 = 85	CES59 = 90	CES84 = 90
CES10 = 74	CES35 = 92	CES60 = 91	CES85 = 78
CES11 = 57	CES36 = 85	CES61 = 87	CES86 = 73
CES12 = 63	CES37 = 91	CES62 = 87	CES87 = 83
CES13 = 42	CES38 = 95	CES63 = 84	CES88 = 86
CES14 = 74	CES39 = 98	CES64 = 78	CES89 = 76
CES15 = 71	CES40 = 94	CES65 = 75	CES90 = 87
CES16 = 46	CES41 = 98	CES66 = 75	CES91 = 72
CES17 = 49	CES42 = 92	CES67 = 73	CES92 = 62
CES18 = 56	CES43 = 88	CES68 = 77	CES93 = 78
CES19 = 71	CES44 = 99	CES69 = 82	CES94 = 60
CES20 = 65	CES45 = 93	CES70 = 72	CES95 = 70
CES21 = 86	CES46 = 90	CES71 = 67	CES96 = 82
CES22 = 78	CES47 = 95	CES72 = 89	CES97 = 90
CES23 = 91	CES48 = 84	CES73 = 65	CES98 = 84
CES24 = 90	CES49 = 89	CES74 = 93	CES99 = 73
CES25 = 71	CES50 = 94	CES75 = 69	



Color Rendition by Hue-Angle Bin



Measure Comparisons



(END OF REPORT)